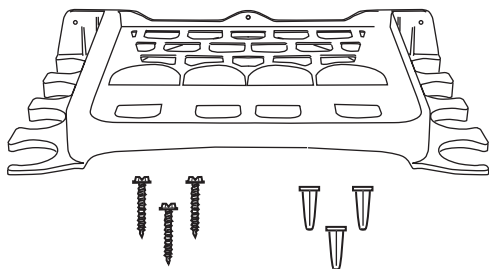


THE POOLCLEANER KEEPER™

by POOLVERGNEUGEN


Storage unit for all automatic cleaners

- 1** Each PoolCleaner Keeper comes with a Keeper, 3 screws and 3 wall anchors.



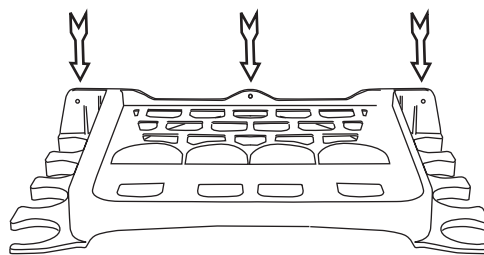
- 3** **Note:**
Some customers in cold areas prefer to use two PoolCleaner Keepers. One outdoors by the pool and one in the garage.

- 2** The height off the ground is determined by the length of your cleaner's hoses.



(hook one hose in to determine the height. Then add a little so the hoses don't touch the floor)

- 4** If the wall you want to mount the keeper to is wood then simply screw in the three screws



- 5** If you have stucco or brick walls you will have to mark each of the three holes with a pencil and then drill a 1/4" hole into the wall at each of the three locations.

Place the wall anchors into the holes.

Now you can screw the keeper onto the wall at each of the three locations.